

Module 13: Secondary-Storage Structure

- Disk Structure
- Disk Scheduling
- Disk Management
- Swap-Space Management
- Disk Reliability
- Stable-Storage Implementation

Disk Structure

- Disk drives are addressed as large 1-dimensional arrays of *logical blocks*, where the logical block is the smallest unit of transfer.
- The 1-dimensional array of logical blocks is mapped onto the sectors of the disk sequentially.
 - Sector 0 is the first sector of the first track on the outermost cylinder.
 - Mapping proceeds in order through that track, then the rest of the tracks in that cylinder, and then through the rest of the cylinders from outermost to innermost.

Disk Scheduling

- The operating system is responsible for using hardware efficiently — for the disk drives, this means having a fast access time and disk bandwidth.
- Access time has two major components.
 - *Seek time* is the time for the disk arm to move the heads to the cylinder containing the desired sector.
 - *Rotational latency* is the additional time waiting for the disk to rotate the desired sector to the disk head.
- Minimize seek time
- Seek time \approx seek distance
- Disk bandwidth is the total number of bytes transferred, divided by the total time between the first request for service and the completion of the last transfer.

Disk Scheduling (Cont'd)

- Several algorithms exist to schedule the servicing of disk I/O requests.
- We illustrate them with a request queue (0-199).

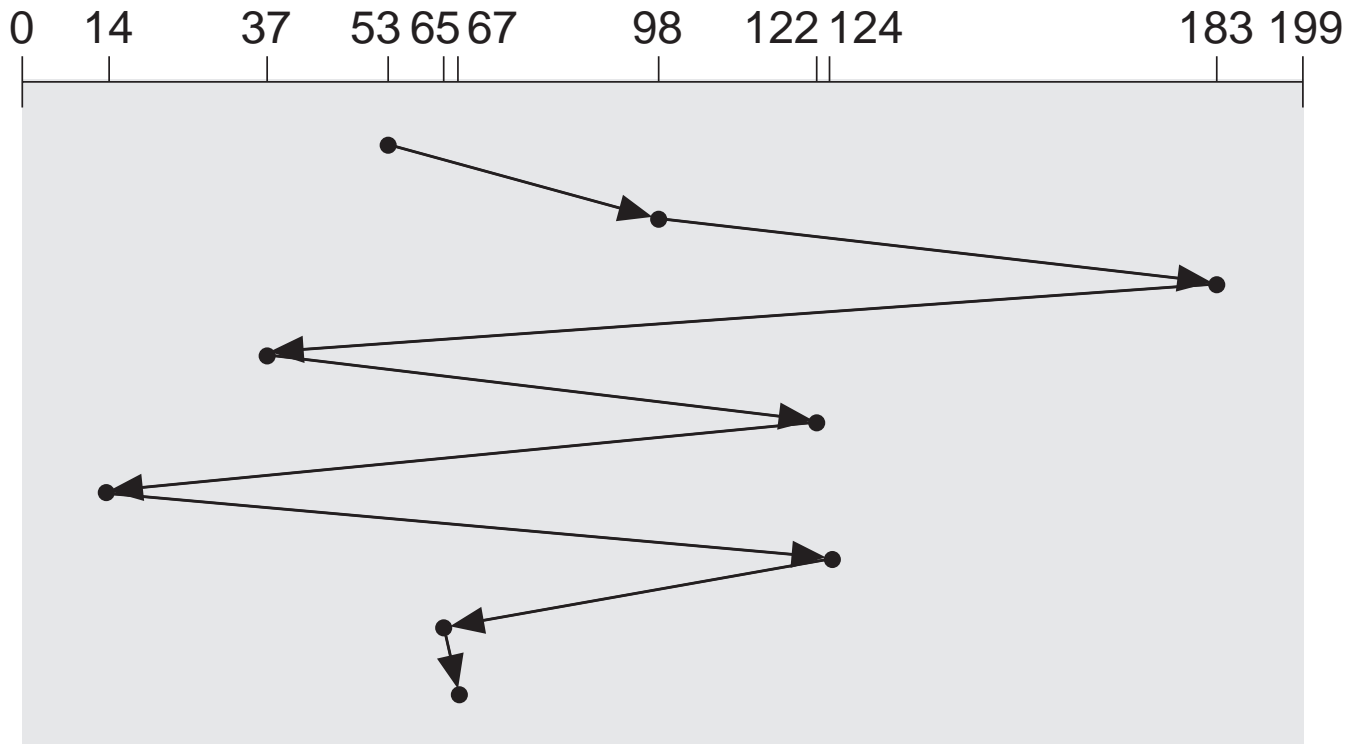
98, 183, 37, 122, 14, 124, 65, 67

Head pointer 53

FCFS

Illustration shows total head movement of 640 cylinders.

queue = 98, 183, 37, 122, 14, 124, 65, 67
head starts at 53

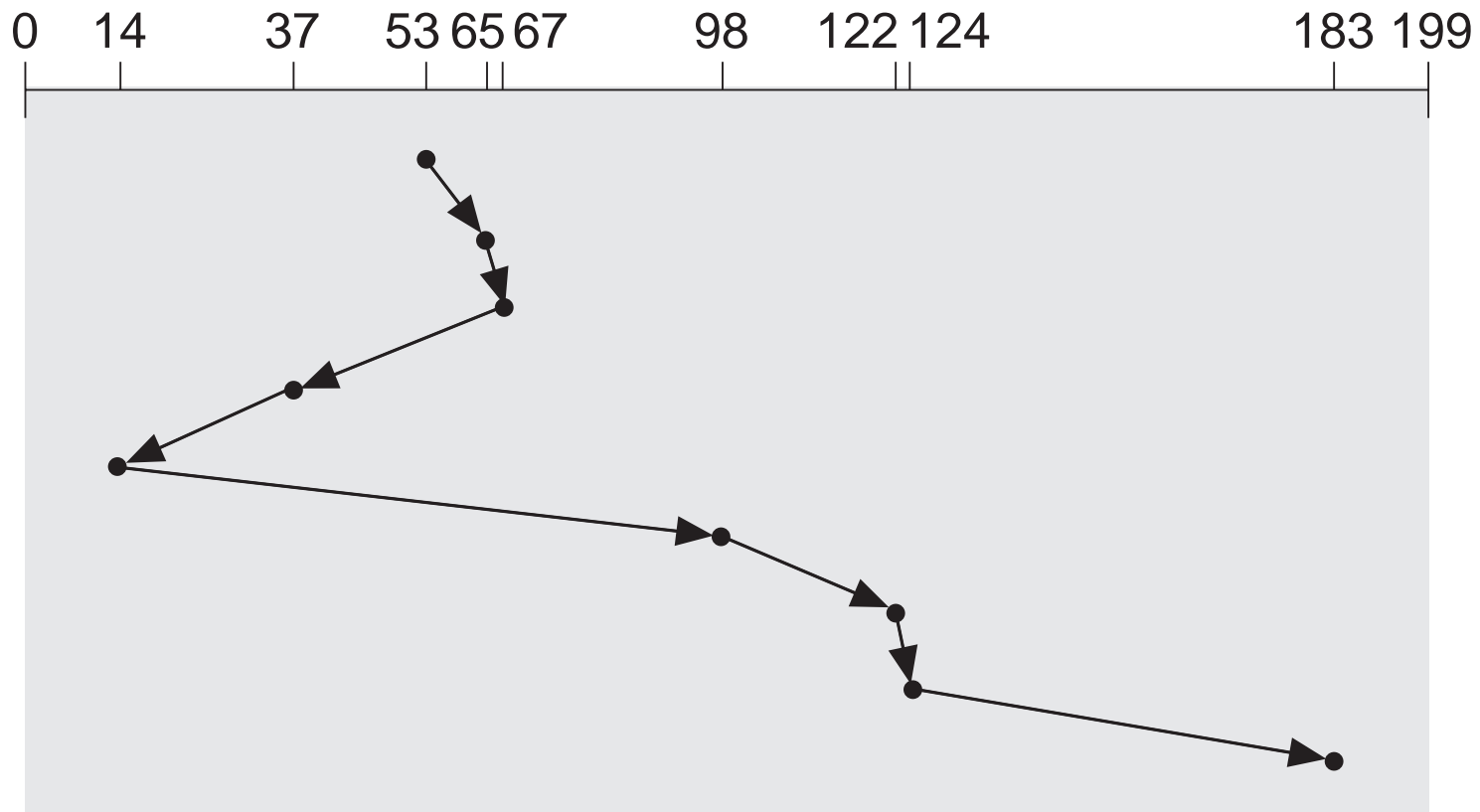


SSTF

- Selects the request with the minimum seek time from the current head position.
- SSTF scheduling is a form of SJF scheduling; may cause *starvation* of some requests.
- Illustration shows total head movement of 236 cylinders.

SSTF (Cont'd)

queue = 98, 183, 37, 122, 14, 124, 65, 67
head starts at 53

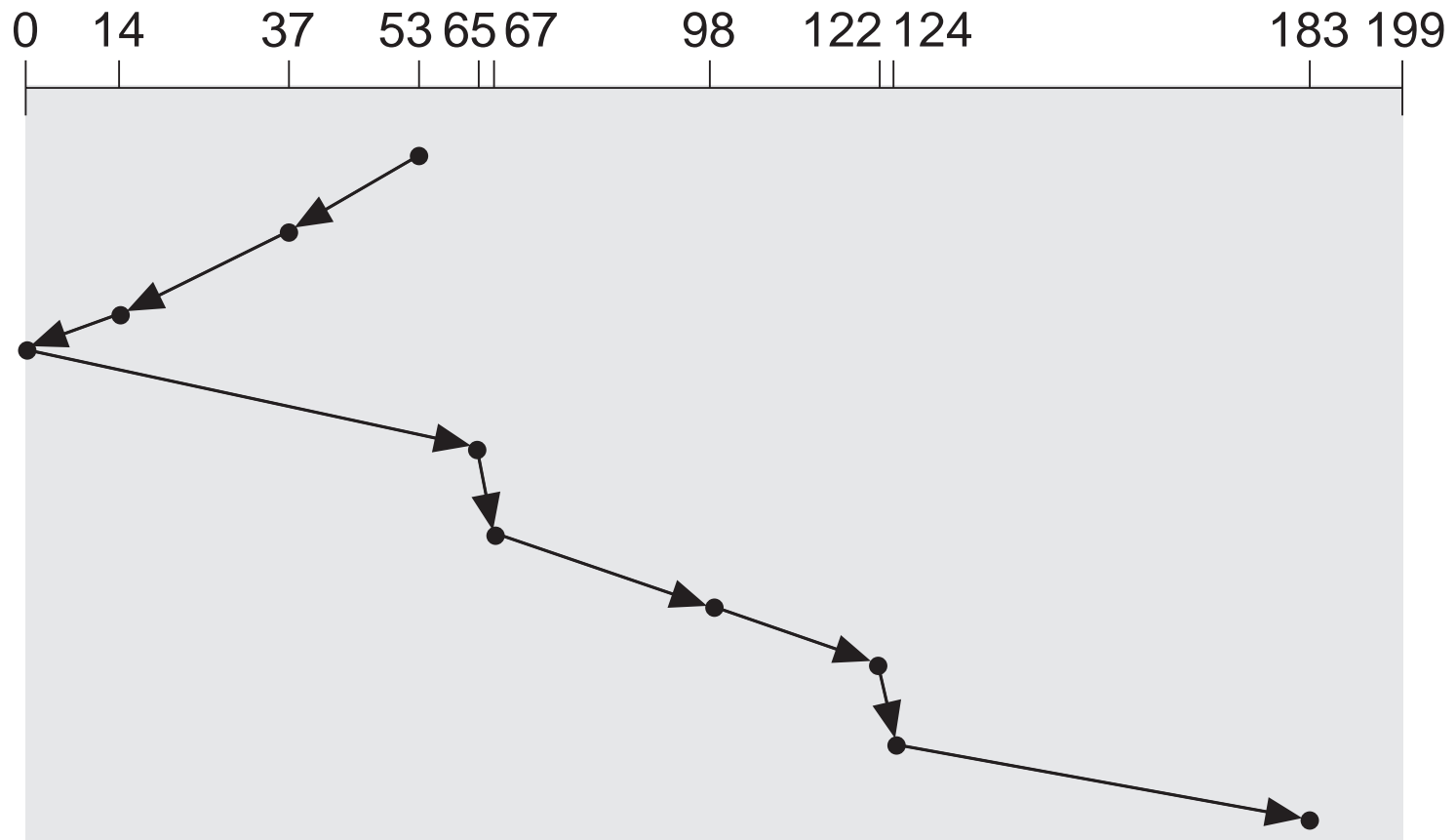


SCAN

- The disk arm starts at one end of the disk, and moves toward the other end, servicing requests until it gets to the other end of the disk, where the head movement is reversed and servicing continues.
- Sometimes called the *elevator algorithm*.
- Illustration shows total head movement of 208 cylinders.

SCAN (Cont'd)

queue = 98, 183, 37, 122, 14, 124, 65, 67
head starts at 53

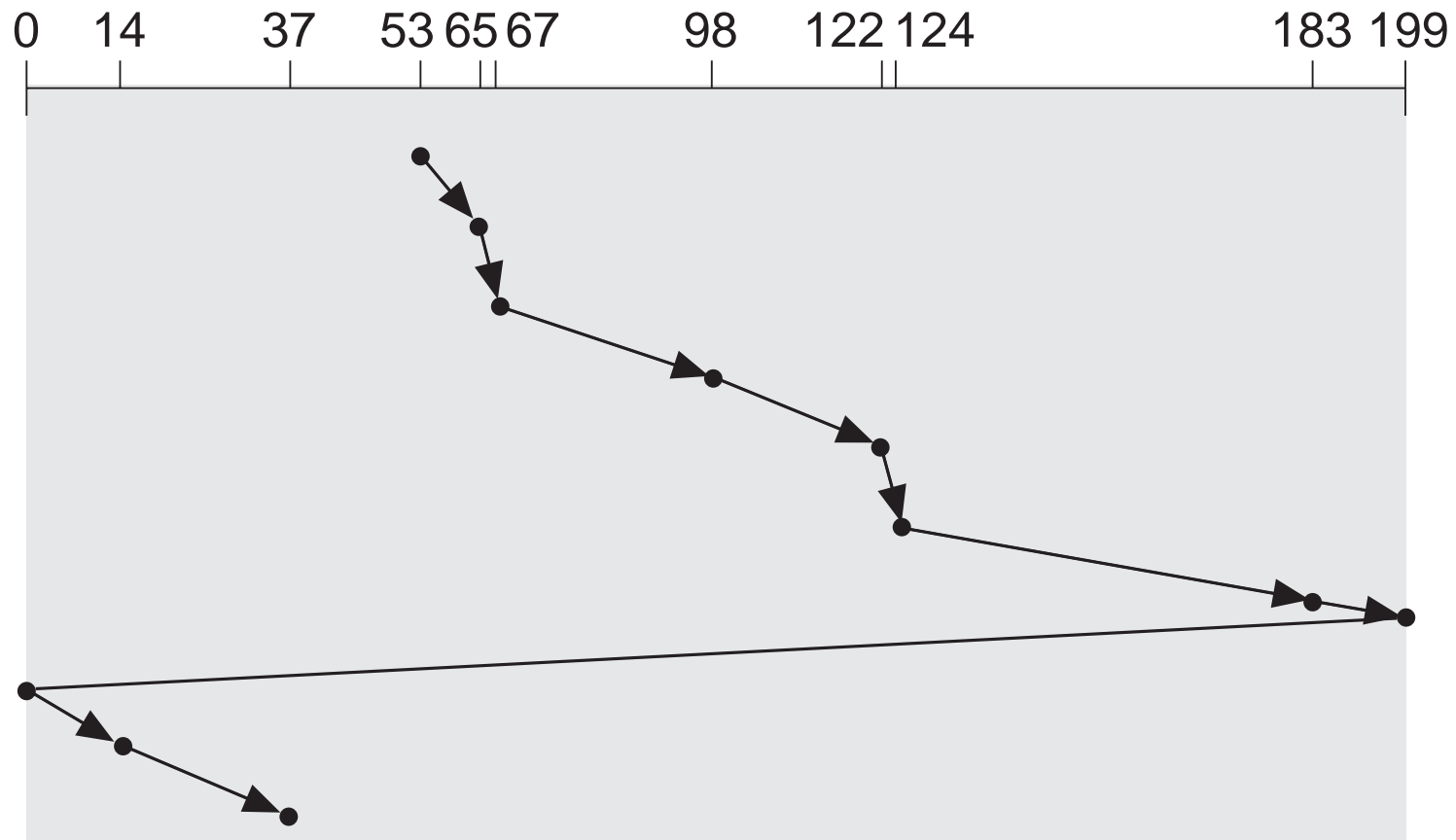


C-SCAN

- Provides a more uniform wait time than SCAN.
- The head moves from one end of the disk to the other, servicing requests as it goes. When it reaches the other end, however, it immediately returns to the beginning of the disk, without servicing any requests on the return trip.
- Treats the cylinders as a circular list that wraps around from the last cylinder to the first one.

C-SCAN (Cont'd)

queue = 98, 183, 37, 122, 14, 124, 65, 67
head starts at 53

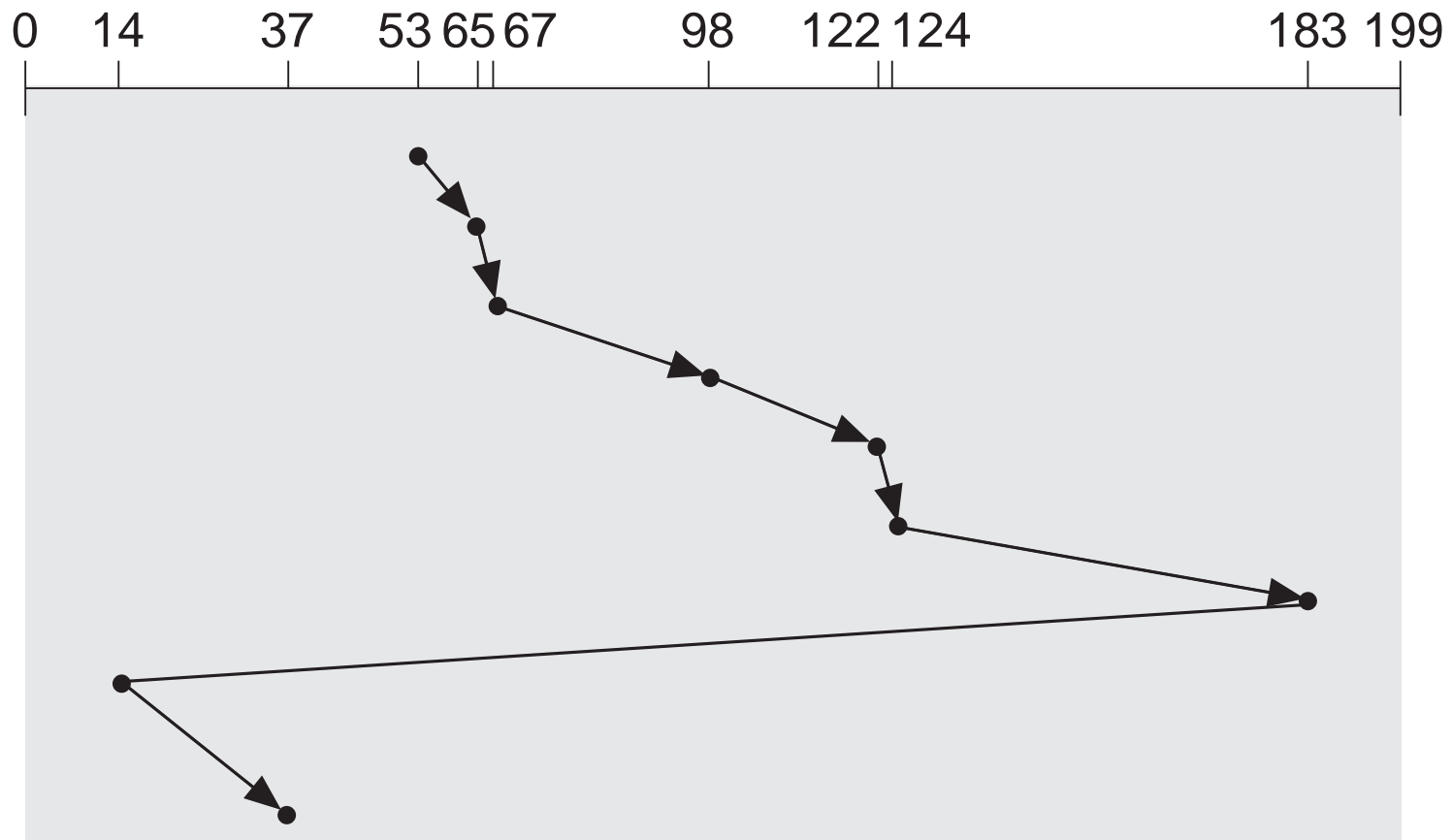


C-LOOK

- Version of C-SCAN.
- Arm only goes as far as the last request in each direction, then reverses direction immediately, without first going all the way to the end of the disk.

C-LOOK (Cont'd)

queue = 98, 183, 37, 122, 14, 124, 65, 67
head starts at 53



Selecting a Disk-Scheduling Algorithm

- SSTF is common and has a natural appeal.
- SCAN and C-SCAN perform better for systems that place a heavy load on the disk.
- Performance depends on the number and types of requests.
- Requests for disk service can be influenced by the file-allocation method.
- The disk-scheduling algorithm should be written as a separate module of the operating system, allowing it to be replaced with a different algorithm if necessary.
- Either SSTF or LOOK is a reasonable choice for the default algorithm.

Disk Management

- *Low-level formatting, or physical formatting* — Dividing a disk into sectors that the disk controller can read and write.
- To use a disk to hold files, the operating system still needs to record its own data structures on the disk.
 - *Partition* the disk into one or more groups of cylinders.
 - *Logical formatting* or “making a file system”.
- Boot block initializes system.
 - The bootstrap is stored in ROM.
 - *Bootstrap loader* program.
- Methods such as *sector sparing* used to handle bad blocks.

Swap-Space Management

- Swap-space — Virtual memory uses disk space as an extension of main memory.
- Swap space can be carved out of the normal file system, or, more commonly, it can be in a separate disk partition.
- Swap-space management
 - 4.3BSD allocates swap space when process starts; holds *text segment* (the program) and *data segment*.
 - Kernel uses *swap maps* to track swap-space use.
 - Solaris 2 allocates swap space only when a page is forced out of physical memory, not when the virtual memory page is first created.

Disk Reliability

- Several improvements in disk-use techniques involve the use of multiple disks working cooperatively.
- Disk striping uses a group of disks as one storage unit.
- RAID schemes improve performance and improve the reliability of the storage system by storing redundant data.
 - *Mirroring or shadowing* keeps duplicate of each disk.
 - *Block interleaved parity* uses much less redundancy.

Stable-Storage Implementation

- Write-ahead log scheme requires stable storage.
- To implement stable storage:
 - Replicate information on more than one nonvolatile storage media with independent failure modes.
 - Update information in a controlled manner to ensure that we can recover the stable data after any failure during data transfer or recovery.